

STANDARD CONTACT

1. **Parties.** This is a contract between the State of Vermont, Department of Buildings & General Services on behalf of the Department of Public Safety (hereinafter called "State"), and Ben's Uniforms Inc., with a principal place of business in Amesbury, MA, (hereinafter called "Contractor"). Contractor's form of business organization is incorporated. It is Contractor's responsibility to contact the Vermont Department of Taxes to determine if, by law, Contractor is required to have a Vermont Department of Taxes Business Account Number.

2. **Subject Matter.** The subject matter of this contract is commodities generally on the subject of Vermont State Police Uniforms. Detailed requirements to be provided by Contractor are described in Attachment A.

3. **Maximum Amount.** In consideration of the commodities to be provided by Contractor, the State agrees to pay Contractor, in accordance with the payment provisions specified in Attachment B, a sum not to exceed \$400,000.00.

4. **Contract Term.** The period of contractor's performance shall begin on July 9, 2021 and end on July 8, 2023 with the option to renew up to two additional one year periods.

5. **Prior Approvals.** This Contract shall not be binding unless and until all requisite prior approvals have been obtained in accordance with current State law, bulletins, and interpretations.

6. **Amendment.** No changes, modifications, or amendments in the terms and conditions of this contract shall be effective unless reduced to writing, numbered and signed by the duly authorized representative of the State and Contractor.

7. **Termination/Cancellation/Rejection.** The State specifically reserves the right upon written notice to immediately terminate the contract or any portion thereof at no additional cost to the State, providing, in the opinion of its Commissioner of Buildings and General Services, the products supplied by Contractor are not satisfactory or are not consistent with the terms of this Contract. The State also specifically reserves the right upon written notice, and at no additional cost to the State, to immediately terminate the contract for convenience and/or to immediately reject or cancel any order for convenience at any time prior to shipping notification.

8. **Attachments.** This contract consists of 21 pages including the following attachments which are incorporated herein:

Attachment A - Statement of Work

Attachment B - Payment Provisions

Attachment C – "Standard State Provisions for Contracts and Grants" a preprinted form (revision date 12/15/2017)

Attachment D Vermont State Police Dress Blouse Specification.

Attachment E Vermont State Police Honor Guard Blouse Bid Specification.

Attachment F Vermont State Police Long Sleeve Men's Shirt Specifications.

Attachment G Vermont State Police Short Sleeve Men's Shirt Specifications.

Attachment H Vermont State Police Summer Trousers Specifications.

Attachment I Vermont State Police Winter Trouser Specifications.

Attachment J Vermont State Police Necktie Specifications.

9. **Order of Precedence.** Any ambiguity, conflict or inconsistency between the documents comprising this contract shall be resolved according to the following order of precedence:

- (1) Standard Contract
- (2) Attachment C (Standard Contract Provisions for Contracts and Grants)
- (3) Attachment A
- (4) Attachment B
- (5) Attachment D Vermont State Police Dress Blouse Specification.
- (6) Attachment E Vermont State Police Honor Guard Blouse Bid Specification.
- (7) Attachment F Vermont State Police Long Sleeve Men's Shirt Specifications.
- (8) Attachment G Vermont State Police Short Sleeve Men's Shirt Specifications.
- (9) Attachment H Vermont State Police Summer Trousers Specifications.
- (10) Attachment I Vermont State Police Winter Trouser Specifications.
- (11) Attachment J Vermont State Police Necktie Specifications.

**WE THE UNDERSIGNED PARTIES AGREE TO BE BOUND BY THIS CONTRACT**

By the State of Vermont:

By the Contractor:

Date: \_\_\_\_\_

Date: \_\_\_\_\_

Signature: \_\_\_\_\_

Signature: \_\_\_\_\_

Name: Jennifer Fitch - Commissioner

Name: \_\_\_\_\_

Title: Buildings & General Services

Title: \_\_\_\_\_

**ATTACHMENT A – STATEMENT OF WORK**

The Contractor shall provide:

1. Vermont State Police Dress Blouse per Attachment D. Mfr. Fechheimer #VTSPBLS01 - \$575.00 each.
2. Vermont State Police Honor Guard Blouse per Attachment E. Mfr. Fechheimer #VTSPBLS01HG - \$575.00 each.
3. Vermont State Police Long Sleeves (LS) Men's Shirt per Attachment F. Mfr. Fechheimer #VT-SP-LS - \$125.00 each.
4. Vermont State Police Short Sleeves (SS) Men's Shirt per Attachment G. Mfr. Fechheimer #VT-SP-SS - \$100.00 each.
5. Vermont State Police Summer Trousers per Attachment H. Mfr. Fechheimer #VTSPTR502 - \$125.00 each.
6. Vermont State Police Winter Trousers per Attachment I. Mfr. Fechheimer #VTSPTR503 - \$140.00 each.
7. Vermont State Police Necktie per Attachment J. Mfr. Samuel Broome #VTT - \$8.00 each.
8. **MINIMUMS:** 120 PIECES PER STYLE, shirts or trousers with a minimum of 2 pieces per size. Agency cannot mix Long Sleeve and Short Sleeve to obtain minimums and cannot mix multiple style trousers to meet the minimums.
9. **SILENCE OF SPECIFICATIONS:** The apparently silence of this specification as to any details for the omission from it of a detail or description concerning any point shall be interpreted as meaning that only the best tailoring practices are to prevail and that all workmanship shall be first quality.
10. **WARRANTY:** Each product purchased hereunder shall include a manufacturer's written warranty, which must be based on commercial use, and extend for a minimum term of one (1) year from the date a Product is available for use by the purchaser, or such longer period as set forth in the written warranty.
11. **REPORTING REQUIREMENTS:** Contractor will be required to submit quarterly product sales report to the Purchasing Agent pursuant to the schedule below detailing the purchasing of all items under this Contractor. Contractor's reporting shall state "no activity" for any month in which there is no activity during a quarterly reporting period.
  - a. The reports shall be an excel spreadsheet transmitted electronically to the Purchasing Agent.
  - b. Reports are due for each quarter as follows:

<b>Reporting Period</b>	<b>Report Due</b>
January 1 to March 31	April 30
April 1 to June 30	July 31

July 1 to September 30	October 31
October 1 to December 31	January 31

- c. Failure to meet these reporting requirements may result in suspension or termination of this Participating Addendum.
- d. Notwithstanding the fact that any payment obligation for sales by contractor to any political subdivision or college, pursuant to "Purchasing Entities," below, shall be solely between the political subdivision or college and the contractor, the contractor must include, in reporting to State, the figures on quantities sold by contractor to, and amounts paid to contractor by, any such political subdivisions or independent colleges.
12. **DELIVERY:** Responsibility for product delivery remains with Contractor until the product is properly delivered and signed for. Contractor shall securely and properly pack all shipments in accordance with accepted commercial practices. Upon delivery, all packaging and containers shall become the property of the State, unless otherwise stated. Delivered goods that do not conform to the specifications or are not in good condition upon receipt shall be replaced promptly by the Contractor.
13. **QUALITY:** All products will be new and unused. All products provided by the Contractor must meet all federal, state, and local standards for quality and safety requirements. Products not meeting the requirements of this section will be deemed unacceptable and returned to the Contractor for credit at no charge to the State.
14. **DEFAULT:** In case of default of the Contractor, the State may procure the materials or supplies from other sources and hold the Contractor responsible for any excess cost occasioned thereby, provided, that if public necessity requires the use of materials or supplies not conforming to the specifications they may be accepted and payment therefore shall be made at a proper reduction in price.
15. **Primary Contacts.** The Parties will keep and maintain current at all times a primary point of contact for this contract. The primary contacts for this this Contract are as follows:
- e. **For the Contractor:**
- Name: Kathy J. Brace  
Phone: 978-388-7878  
Email: Kathy@bensuniforms.com
- f. **For the State:**
- Name: State of Vermont, Deb LaRose, State Purchasing Agent  
Address: 109 State Street, Montpelier, VT 05633-3001  
Phone: 802/828- 4635  
Fax: 802/828-2222  
Email: Deborah.larose@vermont.gov

## ATTACHMENT B – PAYMENT PROVISIONS

The maximum dollar amount payable under this contract is not intended as any form of a guaranteed amount. The Contractor will be paid for products actually delivered or performed, as specified in Attachment A, up to the maximum allowable amount specified on page 1 of this contract.

1. Prior to commencement of work and release of any payments, Contractor shall submit to the State:
  - a. a certificate of insurance consistent with the requirements set forth in Attachment C, Section 8 (Insurance), and with any additional requirements for insurance as may be set forth elsewhere in this contract; and
2. Payment terms are **Net 30** days from the date the State receives an error-free invoice with all necessary and complete supporting documentation.
3. All invoices are to be rendered by the Contractor on the vendor's standard billhead and forwarded directly to the institution or agency ordering materials and shall specify the address to which payments will be sent.
4. **PRICING:** The unit price of each product must be inclusive of all measuring, tailoring, emblems and applications, freight charges and any other miscellaneous charges. Contractor shall provide all products F.O.B. delivery to the ordering facility at no additional cost to the State. No request for extra delivery cost will be honored. No charge for packing, shipping, or for any other purpose will be allowed over and above the price quoted. Prices quoted for printing are to include printing, binding, wrapping, and packaging.
5. Contractor shall submit invoice(s) to: Vermont State Police, 45 State Drive, Waterbury, VT 05676.
6. Following complete delivery of the items, each as specified in Attachment A, and the State's written confirmation to the Contractor of the State's acceptance of those items, contractor will, within 30 business days, invoice the State in accordance with the rates specified in Attachment A.
7. Unless otherwise indicated in a manufacturer's return policy, unopened Products can be returned with no restocking fee up to 30 days from the date of receipt.
8. The State Purchasing Card may be used by State Purchasers for the payment of invoices with a 3% transaction fee applied. Use of the Purchasing Card requires all required documentation applicable to the purchase. The Purchasing Card is a payment mechanism, not a procurement approach and, therefore, does not relieve State Purchasers from adhering to all procurement laws, regulations, policies, procedures, and best practices.

**ATTACHMENT C: STANDARD STATE PROVISIONS  
FOR CONTRACTS AND GRANTS  
REVISED DECEMBER 15, 2017**

**“Attachment C: Standard State Provisions for Contracts and Grants” (revision version dated December 15, 2017) constitutes part of this Agreement and is hereby incorporated by reference as if fully set forth herein and shall apply to the purchase of all goods and/or services by the State under this Agreement. A copy of this document is available online at: <https://bgs.vermont.gov/purchasing-contracting/forms>.**

**ATTACHMENT D: VERMONT STATE POLICE DRESS BLOUSE BID SPECIFICATION**

**FABRIC**

Weave: Gabardine  
Fiber Content: 55% Dacron Polyester/45% Worsted Wool  
Raeford style# 521-9227

**COLOR**

Forest Green

**BASIC DESIGN**

Four (4) button, single breasted, straight front, form fitting, with notch lapels, epaulets and bi-swing back.

**PATTERNS**

Garments are to be cut from computerized patterns utilizing either a Gerber, Camsco or Microdynamics Mark-A-Matic system. This modern equipment provides and insures production of extremely precise patterns as well as properly aligned seams for future alterations.

**COLLAR**

Collar height shall not be over 1 7/8" wide in back. Under collar to be made of pre-padded under collar cloth.

**LAPELS**

Notch lapel with snap down securing installed one inch from lapel point.

**BACK**

There shall be two piece cack with curved bi-swing for ease of movement. The bi-swing shall be approximately 12 inches in length and 1 1/2 inches in depth. It shall be constructed with an elasticized anchor mode of a two inch wide strip of Lycra so the bi-swing will snap back into proper position after being extended.

**EDGES & SEAMS**

Edges to be single stitched 3/16". Plain seams, pressed open.

**SWEAT SHIELDS**

A sweat shield of the same cloth as in the body of the coat, piped with Rayon to be securely set under each arm over the lining.

**LINING**

Fully lined with green rayon and featuring inside cloth reinforced breast pockets. The lining at the armhole shall be securely fastened completely to the coat with lock stitch machine for strength. Hand sewing or "felling" will be unacceptable.

**VENT**

Shall be a centered back vent.

**BUTTONHOLES**

All buttonholes except shoulder strap buttonholes, shall be made to a full 1/2" from the edges of the seam and pocket flaps. The ends of all buttonholes shall be bartacked. All buttonholes to be "cut after" machine made. All thread used in making buttonholes shall be buttonhole thread, tailor's button twists, color fast and guaranteed against fading.

**BUTTONS**

Four-button removable 40 ligne, Vermont state seal buttons attached to each front. 24 ligne Vermont state seal buttons attached to pocket flaps and shoulder straps. Ring toggles for securing buttons. Brass, black japanned finish snap fasteners for upper pockets. Brass, black japanned hook-and-eye closure.

**SHOULDER STRAPS**

To be sewn in sleeve directly on top of the shoulder and fasten with 24 Lingle Vermont Seal button.

**SLEEVE CUFF**

Finished with single point

**BADGE TAB**

Cloth of matching Raeford goods sewn on Left Chest

**NAME PLATE PROVISION**

Sewn eyelets for name plate on right breast pocket flap.

**BELT HOOKS**

Belt hooks for use with exterior duty belt appropriately sewn into each side seam.

**POCKETS**

Outside pocket consisting of two (2) lower scalloped flaps, with hidden pocket beneath with 5" horizontal opening and 5 3/4" depth and two (2) breast pleated patch pockets with scalloped flaps. Lower and breast flaps to button with 24 ligne gold plate State of Vermont buttons in center point. Two (2) inside reinforced breast pockets piped with same material 6" wide and 7" deep.

**SLEEVE**

Finished treatment, single scallop point with cordedge inserts 3 1/2" from sleeve edge.

**CORDEDGE**

Coat to have cordedge BR68GD on cuff treatment and shoulder straps.

**CANVAS**

859 Fusible

**POCKETING**

Black Rayon

**LABELS**

Coat shall have sewn-in tag indicating certification number for compliance to Mil-C-21115. Linen identification label



**Attachment E: VERMONT STATE POLICE HONOR GUARD BLOUSE BID SPECIFICATION**

**FABRIC**

Weave: Gabardine

Fiber Content: 55% Dacron Polyester/45% Worsted Wool

Raeford style# 521-9227

**COLOR**

Forest Green

**STYLE**

US Marine Corps styling single-breasted, five-button front, quarter-lined with separate belt, skirt-type front with side body pieces, waist seam and waist darts, upper patch pockets and lower pocket flaps with worked eyelets for detachable insignia buttons, a back with lined side vents, ornamental sleeve cuffs, one inside breast pocket with vertical piped opening, shoulder straps to button, and a stand-up collar with a single hook-and-eye for front closure.

**PATTERNS**

Garments are to be cut from computerized patterns utilizing either a Gerber, Camsco or Microdynamics Mark-A-Matic system. This modern equipment provides and insures production of extremely precise patterns as well as properly aligned seams for future alterations. In addition to enhancing tailoring of finely proportioned patterns for maximum garment draping qualities and consistent sizing, this equipment makes possible the production of a complete set of individual customized patterns for each honor guard's unique uniform design further assuring continuity in visual effect.

**COLLAR**

Same style and dimensions as sample on display. Collar height at real 1 7/8". Under collar to be of 50% wool/50% rayon. Sewn eyelets for dual pin collar brass.

**SELF ADJUSTING / EXPAND – A – BACK**

Coat back shall be constructed to allow wearer forward arm movement, extra arm movement and extra arm lift without restriction and shall have a "Memory Recovery" feature to insure coat will return to original shape when wearer is in rest position in the form of a bi-swing back. High quality elastic to withstand long-term dry cleaning must be used for "Memory Recovery" feature.

**EDGES & SEAMS**

Edges to be single stitched 3/16". Plain seams, pressed open.

**SHOULDER PADS**

Shoulder pads shall be constructed of the finest quality cotton wadding and shall be covered top and bottom with a non-woven moisture resistant covering with zigzag stitching to hold the wadding firmly in place. Shoulder pads and sleeveheads are to be attached securely to the coat canvas, the shoulder and the armhole.

**SWEAT SHIELDS**

A sweat shield of the same cloth as in the body of the coat, piped with Rayon to be securely set under each arm over the lining.

**LINING OPTION A**

Fully lined with inside cloth reinforced breast pocket. The lining at the armhole shall be securely fastened completely to the coat with lock stitch machine for strength. Hand sewing or "felling" will be unacceptable.

**LINING OPTION B**

Fully lined with genuine W.L Gore WindStopper fabric which is highly breathable and completely windproof insuring protection of the body's microclimate while remaining completely comfortable indoors and outdoors.

**VENT**

Shall be a side vent on each side with no back vent

**BUTTONHOLES**

All buttonholes except shoulder strap buttonholes, shall be made to a full ½" from the edges of the seam and pocket flaps. The ends of all buttonholes shall be bartacked. All buttonholes to be "cut after" machine made. All thread used in making buttonholes shall be buttonhole thread, tailor's button twists, color fast and guaranteed against fading.

**BUTTONS**

Four-button 40 ligne, Vermont state seal buttons attached to each front. 24 ligne Vermont state seal buttons attached to pocket flaps and shoulder straps. Ring toggles for securing buttons. Brass, black japanned finish snap fasteners for upper pockets. Brass, black japanned hook-and-eye closure.

**SHOULDER STRAPS**

To be sewn in sleeve directly on top of the shoulder and fasten with 24 Ligne Vermont Seal button.

**SLEEVE CUFF**

Finished

**BADGE TAB**

Sewn on Left Chest

**NAME PLATE PROVISION**

Sewn eyelets for name plate on right breast

**BELT HOOKS**

Belt hooks for use with a Sam Brown belt appropriately sewn into each side seam.

**POCKETS**

Two (2) lower scalloped flaps, no pockets, two (2) breast pockets pleated patch pockets with scalloped flaps. Lower and breast flaps to button with gilt "P" buttons. One (1) inside reinforced breast pocket piped with same material 6" wide and 7" deep.

**SLEEVE**

Plain. Finished.

**BODY LINING**

Fully lined black rayon. Open facing on left side. Quilted chest lining. One piece arm shields and pocket reinforcement of self-material.

**CORDEDGE**

Coat to have cordedge BR68GD on cuffs, shoulder straps and collar of coat.

**CANVAS**

859 Fusible

**POCKETING**

Black Rayon

**LABELS**

Coat shall have sewn-in tag indicating certification number for compliance to Mil-C-21115. Linen identification label inside right inside pocket.

**PACKING**

Each coat is to be packed individually in a garment bag with the trooper's identification clearly indicated.

## ATTACHMENT F: VERMONT STATE POLICE LONG SLEEVE SHIRT SPECIFICATIONS

### FABRIC:

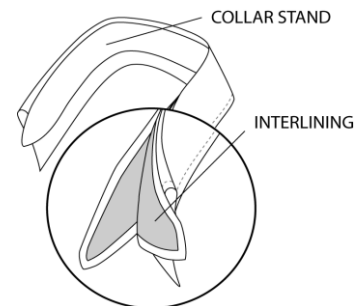
Raeford 571-546, 55% Polyester / 45% Wool, 8.0 to 8.5 oz. / linear yard, Khaki with Forest Green and Gold

### STYLE:

To be Flying Cross Model VT-SP-LS. Dress style, top center placket front, full cut tapered fit, Freedom collar, long sleeves with round cuffs, and dress shirttail. Two plain breast pockets with topstitched pointed flaps. Topstitched shoulder straps. Full badge reinforcement and nameplate. Back to have a topstitched pointed yoke with matching inside yoke and collar-band of Dacron/cotton poplin. Work wear industrial style shirt construction is unacceptable and shall be cause for rejection.

### COLLAR & STAND:

Collar points to measure 3-1/4" long. Collar to have woven interlining of #250 Dacron. No Collar Stays. The collar will have 4 (four) round embroidered eyelets (2 (two) on each side) to accommodate collar insignia. Collar height at rear 1-1/2". Collar topstitched 1/4" off the edge. Collar stand to measure 1-5/16" at rear and band to be interlined with "Crease-N-Tack."

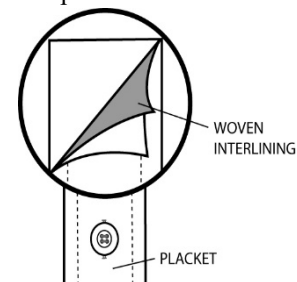


### FREEDOM COLLAR FEATURE:

Material consisting of self-goods and lining material forming the neckband and the collar must be arranged with the weave thereof on a bias so that it is stretchable in the direction parallel to the circumferential direction of the collar. This expandable collar will allow for slight variations in neck size and make it easier to button because of the stretch or yield of the material.

### FRONT:

The left front shall have a top center placket 1-1/2" wide with two rows of stitching 7/8" apart. The shirt will have 7 buttons and buttonholes on the front; spacing between each will be 3-3/4" except the spacing between the neck button and the first button on the front, which will be approximately 3-1/4". Top center placket to have woven interlining of #250 Dacron. Non-woven interlining unacceptable and shall be cause for rejection. The fronts shall be joined to the yoke so that both raw edges of the yoke are turned under, with the front sandwiched between, and then all three are stitched down with a 1/16" raised stitch. Safety stitch joining unacceptable.



### SHOULDER STRAPS:

Forest Green shoulder straps with set in gold cordedge. Shoulder straps to be two-piece pointed, topstitched along the edge to secure the cordedge and to be set on yoke with leading topstitch conforming with front joining seam. Shoulder straps to be interlined with #250 Dacron. To measure 2" at sleeve tapering to 1-3/8" and set not more than 1/2" from collar set seam. Cross-stitched approximately 2" from sleeve seam. Shoulder strap to have functional buttonhole to align with the sewn eyelet on the shoulder for metal button.

### BADGE REINFORCEMENT:

Two-ply sling 1" wide centered over left pocket and stitched to shoulder seam and flap setting stitch. It shall have 2 (two) buttonhole eyelets 1 1/8" from top of pocket flap, spaced 1" apart and centered on sling.

### NAMEPLATE:

Two round embroidered eyelets positioned on the right pocket flap. Eyelets are positioned horizontally on the pocket flap and spaced 1 1/4" apart and centered 3/4" below the top of the pocket flap.

### POCKETS:

Two plain breast patch pockets with mitered corners. Pockets to measure 5-5/8" wide, 6" deep. Left breast pocket to have 1 1/2" pencil stitch. Each pocket shall have a horizontal eyelet centered on the pocket to align with the vertical buttonhole in the flap.

**FLAPS:**

Forest Green with set in gold cordedge. Two-piece pointed design to measure approximately 5-7/8" across and 2-1/2" in depth at center point, 1-5/8" at sides. Secured to shirtfront approximately 3/8" above pocket. Each flap to have invisible pencil opening 1-1/2" wide to correspond precisely with pencil slot of pocket. (Stop & start stitching for pencil opening unacceptable and shall be cause for rejection.) Flaps to be topstitched along the edge to secure the cordedge. Flaps to have woven interlining of #250 Dacron. Each flap shall have a vertical buttonhole centered on the flap to align with sewn eyelet on pocket.

**SLEEVES:**

To be long sleeves with approximate 4 1/2" sleeve vent. Sleeve shall have a one-piece, elbow reinforcement and vent facing. Elbow reinforcement shall extend into the sleeve-closing seam.

**CUFFS:**

Forest Green cuffs with set in gold cordedge where cuff is attached to sleeve. Two piece 1/2-inch hemmed cuff with 1/4" topstitching. Cuffs to measure 3" in depth with rounded corners (barrel cuffs). Cuffs to have two buttons and corresponding buttonholes set vertically on the cuff with one button and buttonhole in center of facing. Cuff to have woven interlining of #250 Dacron.

**BUTTONS:**

First grade 21-ligne pearlescent.

**SEWING:**

Collar and cuffs to be topstitched 1/4" off the edge. Shoulder straps and pocket flaps are topstitched along the edge to secure cordedge. Sleeve inserting and side close felling seams are to be safety stitched.

**THREAD:**

All sewing threads to be color fast polyester wrap to match.

**INTERLININGS:**

Collar, Cuffs, shoulder straps, pocket flaps and top center to be interlined with #250 Dacron. Collar band to be interlined with Crease-N-Tack.

**MILITARY CREASES:**

There shall be five silicone sharp military creases on all shirts. One crease on each front to be centered vertically. Front creases shall be through pockets and flaps. Spacing for three military creases across shirt back to be proportionate to the size of the shirt.

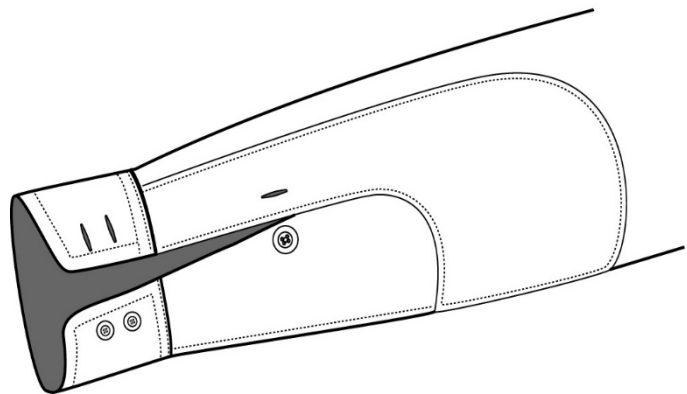
**CONVERTIBILITY:**

This garment shall be designed to accommodate removable metal buttons having eyelets in place of sewn buttons on the shoulders. Each pocket will have one horizontal eyelet to accommodate removable metal buttons. There are protective pieces on the inside of the garment on the shoulders.

**CONSTRUCTION:**

Collar, flaps, shoulder straps and cuffs are made with conventional construction. Top ply, bottom ply and interlining are first stitched together, then turned right side out and finally topstitched.

**2-BUTTON CUFF WITH  
ELBOW REINFORCEMENT**



## **ATTACHMENT G: VERMONT STATE POLICE SHORT SLEEVE SHIRT SPECIFICATIONS**

### **FABRIC:**

Raeford 571-546, 55% Polyester / 45% Wool, 8.0 to 8.5 oz. / linear yard, Khaki with Forest Green and Gold

### **STYLE:**

To be Flying Cross Model VT-SP-SS. Dress style, plain reverse front, full cut tapered fit, Open Sport collar, short sleeves and dress shirttail. Two plain breast pockets with topstitched pointed flaps. Topstitched shoulder straps. Full badge reinforcement and nameplate. Back to have a topstitched pointed yoke with matching inside yoke and banana-band of Dacron/cotton poplin. Work wear industrial style shirt construction is unacceptable and shall be cause for rejection.

### **COLLAR:**

Collar points to measure 3-1/4" long. Collar to have woven interlining of #250 Dacron. No Collar Stays. The collar will have 4 (four) round embroidered eyelets (2 (two) on each side) to accommodate collar insignia. Collar topstitched 1/4" off the edge.

### **FRONT:**

To be made with a Sport shirt front with each front having turn back facings approximately 3" in width. The shirt will have 6 buttons and buttonholes on the front; spacing between each will be 3-3/4". There is no button or buttonhole at the neck. The fronts shall be joined to the yoke so that both raw edges of the yoke are turned under, with the front sandwiched between, and then all three are stitched down with a 1/16" raised stitch. Safety stitch joining unacceptable.

### **SHOULDER STRAPS:**

Forest Green shoulder straps with set in gold cordedge. Shoulder straps to be two-piece pointed, topstitched along the edge to secure the cordedge and to be set on yoke with leading topstitch conforming with front joining seam. Shoulder straps to be interlined with #250 Dacron. To measure 2" at sleeve tapering to 1-3/8" and set not more than 1/2" from collar set seam. Cross-stitched approximately 2" from sleeve seam. Shoulder strap to have functional buttonhole to align with the sewn eyelet on the shoulder for metal button.

### **BADGE REINFORCEMENT:**

Two-ply sling 1" wide centered over left pocket and stitched to shoulder seam and flap setting stitch. It shall have 2 (two) buttonhole eyelets 1 1/8" from top of pocket flap, spaced 1" apart and centered on sling.

### **NAMEPLATE:**

Two round embroidered eyelets positioned on the right pocket flap. Eyelets are positioned horizontally on the pocket flap and spaced 1 1/4" apart and centered 3/4" below the top of the pocket flap.

### **POCKETS:**

Two plain breast patch pockets with mitered corners. Pockets to measure 5-5/8" wide, 6" deep. Left breast pocket to have 1 1/2" pencil stitch. Each pocket shall have a horizontal eyelet centered on the pocket to align with the vertical buttonhole in the flap.

### **FLAPS:**

Forest Green with set in gold cordedge. Two-piece pointed design to measure approximately 5-7/8" across and 2-1/2" in depth at center point, 1-5/8" at sides. Secured to shirtfront approximately 3/8" above pocket. Each flap to have invisible pencil opening 1-1/2" wide to correspond precisely with pencil slot of pocket. (Stop & start stitching for pencil opening unacceptable and shall be cause for rejection.) Flaps to be topstitched along the edge to secure the

cordedge. Flaps to have woven interlining of #250 Dacron. Each flap shall have a vertical buttonhole centered on the flap to align with sewn eyelet on pocket.

**SLEEVES:**

Sleeves are to be straight and whole and to have a ¾" hem and to finish at a minimum of 9 ½" long from shoulder seam.

**BUTTONS:**

First grade 21-ligne pearlescent.

**SEWING:**

Collar to be topstitched ¼" off the edge. Shoulder straps and pocket flaps are topstitched along the edge to secure cordedge. Sleeve inserting and side close felling seams are to be safety stitched.

**THREAD:**

All sewing threads to be color fast polyester wrap to match.

**INTERLININGS:**

Collar, shoulder straps, pocket flaps and top center to be interlined with #250 Dacron.

**MILITARY CREASES:**

There shall be five silicone sharp military creases on all shirts. One crease on each front to be centered vertically. Front creases shall be through pockets and flaps. Spacing for three military creases across shirt back to be proportionate to the size of the shirt.

**CONVERTIBILITY:**

This garment shall be designed to accommodate removable metal buttons having eyelets in place of sewn buttons on the shoulders. Each pocket will have one horizontal eyelet to accommodate removable metal buttons. There are protective pieces on the inside of the garment on the shoulders.

**CONSTRUCTION:**

Collar, flaps and shoulder straps are made with conventional construction. Top ply, bottom ply and interlining are first stitched together, then turned right side out and finally topstitched.

## ATTACHMENT H: VERMONT STATE POLICE SUMMER TROUSERS BID SPECIFICATIONS

### FABRIC:

Raeford 521-92727 Forestry Green Gabardine 11 1/2-12 ounce weight. 55% Polyester 45% Wool. May be laundered or dry cleaned.

### DESIGN:

Trouser shall be manufactured from a men's uniform trouser pattern. The trouser styling shall incorporate a plain front, two (2) side pockets, (2) club pockets and two (2) hip pockets.

### POCKETING:

The pocketing shall be Natural cotton drill.

### POCKET DESIGN:

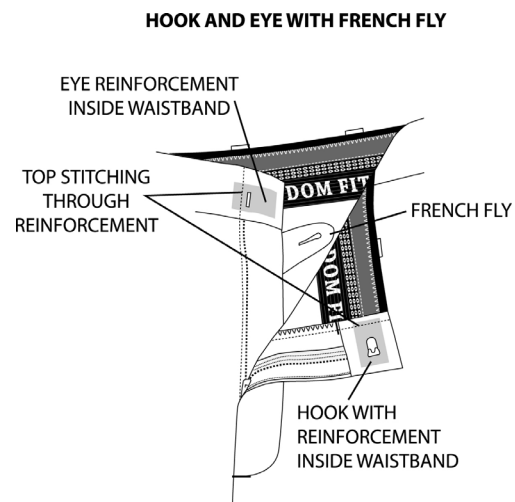
The two side pockets will have a minimum opening of 6 1/4" and a minimum depth of 5 3/4" measured from the bottom of the opening. Side pockets to have straight bartacks (use of triangle bartacks will be cause for rejection) at the top and bottom of pocket openings. Pockets shall be constructed using the stitch, turn, and top stitch method. Pocket facings shall be made of the basic fabric and shall measure a minimum of 1 3/4" in width.

The two hip pockets shall have a minimum opening of 5 1/2" and a minimum depth of 5 3/4" measured from the bottom of the pocket opening. Hip pockets shall be constructed using the double welt method on a REECE PW Machine and the welts shall be finished in such a manner that there is no topstitching (topstitched hip pockets shall be cause for rejection). The corners of the hip pocket openings shall have firm straight bartacks for reinforcing strength (triangle bartacks are unacceptable). There shall be no buttons, buttonholes or tabs for closure.

There shall be club pockets located 5 1/4" (plus or minus 1/4") below each hip pocket. The club pockets shall be 1-1/2" (plus or minus 1/4") from the side seam with a minimum opening of 3 1/2" and a minimum depth of 8". Pocketing material to be the same as side and hip pockets. Club pockets shall be constructed using the double welt method on a REECE PW machine and finished in such a manner that there is no topstitching (topstitched club pockets shall be cause for rejection). The corners of the club pockets shall have straight bartacks for reinforcing strength.

### WAISTBAND:

The trouser will be made with the Freedom Fit® waistband system, which is designed to provide the wearer with a more comfortable and better fitting trouser. The waistband shall be constructed using the "closed method" and shall measure a minimum of 1-7/8" wide when finished. The waistband closure shall be accomplished with a single crush proof hook and eye centered on the waistband for maximum wearer comfort. hook and eye shall be reinforced with 7/8-inch non-woven tape that is anchored with topstitching through and through to top of the waistband (bartacks in place of topstitching shall be cause for rejection). In addition to the stitching of the waistband when it is set onto the trouser, the waistband must be topstitched below the waistband seam through the waistband curtain for added strength. The back center seam of trouser to be finished to allow for alterations (with ample basic trouser fabric and waistband curtain material to allow trouser to be increased at least one size). The outlet in the seat is to in proportion to waist outlet so seat may also be let out. Seat seam must be sewn with a tandem needle machine (double-needle stitch) for maximum strength.



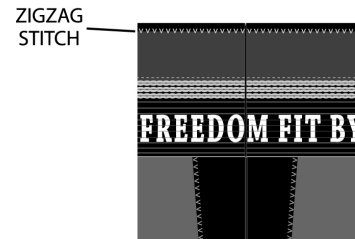
and  
The  
stay  
the  
  
also  
  
the  
  
size  
be

The waistband curtain is composed of two elastic components, which give it two-zone comfort fit and breathability.

The top part of the waistband curtain is interlined with a 1-1/2" elastic band that has two functions. It stabilizes the waistband, preventing waistband rollover, and allows for a comfort stretch when the wearer bends or sits. This elastic is around the entire waistband and is constructed with an open weave to allow for breathability. The specification for the upper elastic is as follows:

Width: 1 1/2"  
Overall content: 38% Polyester, 45% Nylon, 17% Spandex  
Stretch: 20%

#### FREEDOM FIT WAISTBAND



The upper part of the waistband curtain interlining (elastic band) is to be lined in black (the same color as the pocketing material) and it shall be cut on a 45-degree bias to allow for maximum stretch. The waistband basic trouser fabric shall be cut across the cloth to allow for maximum stretch in synergy with the Freedom Fit Waistband. The lower part of the waistband shall also be black and is designed to stretch over the hips for comfort and helps keep the trouser positioned properly on the waist. This elastic is also woven with an open weave for maximum breathability. The lower elastic portion of the band has an area of exposed black Neoprene rubber, which acts as a shirt keeper. The specifications for the lower elastic are as follows:

Width: 1 3/4"  
Overall Content: 13% Polyester, 49% Nylon, 16% Spandex, 22% Rubber  
Stretch: 55%

The three (3) black rubberized strands match the waistband curtain and are designed to keep shirts tucked in for neat appearance (use of silicone strip or strips instead of rubberized strands shall be cause for rejection).

The waistband to be constructed using the "Browne method" and measure 2" wide when finished. The waistband curtain to be made of black starspun and must be attached to the trouser with a Rocap Machine. The waistband must contain 3/4" wide BAN-ROL to prevent roll over and have Snugtex to keep shirts tucked in. The waistband closure to be accomplished with a crush-proof hook and eye. The hook and eye to be reinforced with stays made of non-woven fabric that are anchored by the topstitching for the fly facing and curtain. This topstitching must be to the top of the waistband. There is to be topstitching 1/16" below the waistband seam for added strength.

#### FLY:

Trouser shall have a metal memory lock zipper. There shall be a French Fly tab closure on the inside of the right fly. The tab shall be double ply made of the basic cloth (tabs made of pocketing material or a "grown on" French Fly will be cause for rejection). The right fly shall be lined with the same fabric as the waistband curtain. The fly lining shall be sewn to the left fly below the zipper in a neat and durable manner. A button shall be located on the left fly corresponding with the French Fly tab to provide a clean and comfortable closure. There shall be a firm straight bartack at the bottom of the fly going through the zipper tape. The crotch shall be lined.

#### BELT LOOPS:

There shall be a minimum of seven belt loops 1" in width of double thickness. Each loop must have a non-woven interlining. All loops (except for the back center loop) must be sewn into the bottom of the waistband ("dropped" belt loops are cause for rejection) and the top of the belt loops shall be caught into the waistband curtain seam with a Rocap Machine. The bottom of the center back loop shall be tacked to the trouser and the top of the loop shall be tacked to the waistband.

#### STRIPE:

1" wide stripe of shell fabric with ON5002 #107 light gold cordedge into each edges, sewn on top of side seam to bottom of waistband.



**STITCHING, PRESSING & FINISHING:**

Trouser must be stitched with matching thread and all stitching to show must be 10-11 stitches per inch. Trouser must be neatly pressed on Hothead Presses and properly shaped. Outseams and inseams must be pressed open. Trouser must be cleaned and finished to eliminate loose threads.

**LABELS:**

Trouser must have a care label permanently affixed that also indicates the size. A paper ticket showing the size, fabric content, cut number, and WPL number must be on the outside of the waistband. Garment must be made in the United States of America and bear a union label.

**STOCK SIZES:**

Trouser must be available in the following stock sizes:

REGULAR RISE: 28 - 52 (EVEN ONLY OVER 38)

SHORT RISE: 28 – 46

FEMALE with Fashion Fit pattern: size 0 – 24

## ATTACHMENT I: Vermont State Police Winter Trousers Bid Specifications

### FABRIC:

Raeform 645-92727 Forestry Green Elastique 16 1/2 ounce weight. 55% Polyester 45% Wool. May be laundered or dry cleaned.

### DESIGN:

Trouser shall be manufactured from a men's uniform trouser pattern. The trouser styling shall incorporate a plain front, two (2) side pockets, (2) club pockets and two (2) hip pockets.

### POCKETING:

The pocketing shall be Natural cotton drill.

### POCKET DESIGN:

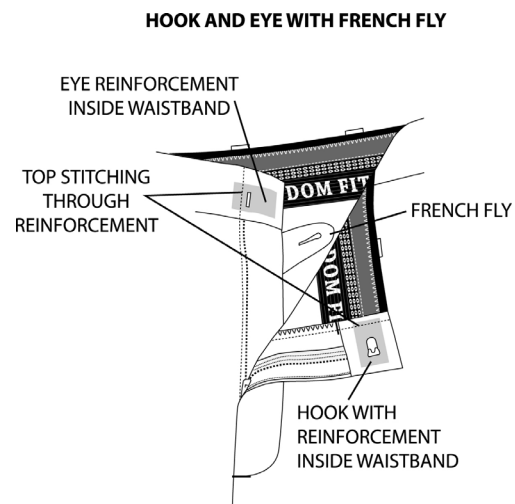
The two side pockets will have a minimum opening of 6 1/4" and a minimum depth of 5 3/4" measured from the bottom of the opening. Side pockets to have straight bartacks (use of triangle bartacks will be cause for rejection) at the top and bottom of pocket openings. Pockets shall be constructed using the stitch, turn, and top stitch method. Pocket facings shall be made of the basic fabric and shall measure a minimum of 1 3/4" in width.

The two hip pockets shall have a minimum opening of 5 1/2" and a minimum depth of 5 3/4" measured from the bottom of the pocket opening. Hip pockets shall be constructed using the double welt method on a REECE PW Machine and the welts shall be finished in such a manner that there is no topstitching (topstitched hip pockets shall be cause for rejection). The corners of the hip pocket openings shall have firm straight bartacks for reinforcing strength (triangle bartacks are unacceptable). There shall be no buttons, buttonholes or tabs for closure.

There shall be club pockets located 5 1/4" (plus or minus 1/4") below each hip pocket. The club pockets shall be 1-1/2" (plus or minus 1/4") from the side seam with a minimum opening of 3 1/2" and a minimum depth of 8". Pocketing material to be the same as side and hip pockets. Club pockets shall be constructed using the double welt method on a REECE PW machine and finished in such a manner that there is no topstitching (topstitched club pockets shall be cause for rejection). The corners of the club pockets shall have straight bartacks for reinforcing strength.

### WAISTBAND:

The trouser will be made with the Freedom Fit® waistband system, which is designed to provide the wearer with a more comfortable and better fitting trouser. The waistband shall be constructed using the "closed method" and shall measure a minimum of 1-7/8" wide when finished. The waistband closure shall be accomplished with a single crush proof hook eye centered on the waistband for maximum wearer comfort. hook and eye shall be reinforced with 7/8-inch non-woven tape that is anchored with topstitching through and through to top of the waistband (bartacks in place of topstitching shall be cause for rejection). In addition to the stitching of the waistband when it is set onto the trouser, the waistband must be topstitched below the waistband seam through the waistband curtain for added strength. The back center seam of trouser to be finished to allow for alterations (with ample basic trouser fabric and waistband curtain material to allow trouser to be increased at least one size). The outlet in the seat is to in proportion to waist outlet so seat may also be let out. Seat seam must be sewn with a tandem needle machine (double-needle stitch) for maximum strength.



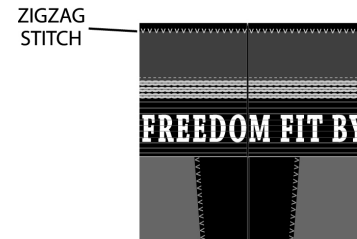
and  
The  
stay  
the  
  
also  
  
the  
  
size  
be

The waistband curtain is composed of two elastic components, which give it two-zone comfort fit and breathability.

The top part of the waistband curtain is interlined with a 1-1/2" elastic band that has two functions. It stabilizes the waistband, preventing waistband rollover, and allows for a comfort stretch when the wearer bends or sits. This elastic is around the entire waistband and is constructed with an open weave to allow for breathability. The specification for the upper elastic is as follows:

Width: 1 1/2"  
Overall content: 38% Polyester, 45% Nylon, 17% Spandex  
Stretch: 20%

#### FREEDOM FIT WAISTBAND



The upper part of the waistband curtain interlining (elastic band) is to be lined in black (the same color as the pocketing material) and it shall be cut on a 45-degree bias to allow for maximum stretch. The waistband basic trouser fabric shall be cut across the cloth to allow for maximum stretch in synergy with the Freedom Fit Waistband. The lower part of the waistband shall also be black and is designed to stretch over the hips for comfort and helps keep the trouser positioned properly on the waist. This elastic is also woven with an open weave for maximum breathability. The lower elastic portion of the band has an area of exposed black Neoprene rubber, which acts as a shirt keeper. The specifications for the lower elastic are as follows:

Width: 1 3/4"  
Overall Content: 13% Polyester, 49% Nylon, 16% Spandex, 22% Rubber  
Stretch: 55%

The three (3) black rubberized strands match the waistband curtain and are designed to keep shirts tucked in for neat appearance (use of silicone strip or strips instead of rubberized strands shall be cause for rejection).

The waistband to be constructed using the "Browne method" and measure 2" wide when finished. The waistband curtain to be made of black starspun and must be attached to the trouser with a Rocap Machine. The waistband must contain 3/4" wide BAN-ROL to prevent roll over and have Snugtex to keep shirts tucked in. The waistband closure to be accomplished with a crush-proof hook and eye. The hook and eye to be reinforced with stays made of non-woven fabric that are anchored by the topstitching for the fly facing and curtain. This topstitching must be to the top of the waistband. There is to be topstitching 1/16" below the waistband seam for added strength.

#### FLY:

Trouser shall have a metal memory lock zipper. There shall be a French Fly tab closure on the inside of the right fly. The tab shall be double ply made of the basic cloth (tabs made of pocketing material or a "grown on" French Fly will be cause for rejection). The right fly shall be lined with the same fabric as the waistband curtain. The fly lining shall be sewn to the left fly below the zipper in a neat and durable manner. A button shall be located on the left fly corresponding with the French Fly tab to provide a clean and comfortable closure. There shall be a firm straight bartack at the bottom of the fly going through the zipper tape. The crotch shall be lined.

#### BELT LOOPS:

There shall be a minimum of seven belt loops 1" in width of double thickness. Each loop must have a non-woven interlining. All loops (except for the back center loop) must be sewn into the bottom of the waistband ("dropped" belt loops are cause for rejection) and the top of the belt loops shall be caught into the waistband curtain seam with a Rocap Machine. The bottom of the center back loop shall be tacked to the trouser and the top of the loop shall be tacked to the waistband.

#### STRIPE

1" wide stripe of shell fabric with ON5002 #107 light gold cordedge into each edge, sewn on top of side seam to bottom of waistband.

**STITCHING, PRESSING & FINISHING:**

Trouser must be stitched with matching thread and all stitching to show must be 10-11 stitches per inch. Trouser must be neatly pressed on Hothead Presses and properly shaped. Outseams and inseams must be pressed open. Trouser must be cleaned and finished to eliminate loose threads.

**LABELS:**

Trouser must have a care label permanently affixed that also indicates the size. A paper ticket showing the size, fabric content, cut number, and WPL number must be on the outside of the waistband. Garment must be made in the United States of America and bear a union label.

**STOCK SIZES:**

Trouser must be available in the following stock sizes:

REGULAR RISE: 28 - 52 (EVEN ONLY OVER 38)

SHORT RISE: 28 – 46

FEMALE with Fashion Fit pattern: size 0 – 24

**Attachment J: Vermont State Police Necktie Bid Specification**

**DESIGN:**

Clip – on style, 2 ½” width. Available in 16 inch, 18 inch and 20 inch lengths.

**COLOR:**

Forest Green